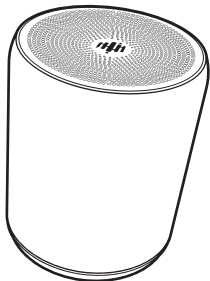


PURE-HYPR AUDIO  
**CR-100**  
 USER MANUAL



5W Bluetooth wireless speaker

### ⚙️ Product Specification


Dimensions	48x48x57 mm
Speaker Output	5W each
Frequency Response	90-20KHz
Battery Charging	5V (USB)
Playback Time	Up to 12 hours
Battery Charge Time	1 hour
Bluetooth	V5.0

### ⚙️ Included

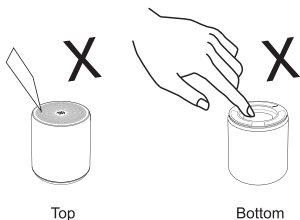
- ❶ 1 USB to Dual USB C Charge cord
- ❷ 2 USB Wall Charger Input 100-240 V - 50-60 Hz 0.30 Output 5.0V — 1.55A
- ❸ User Manual

### ⚙️ Ports and Indicator

- ❶ **Button:** Press to turn On/Off  
Press and hold for Bluetooth pairing.
- ❷ **Microphone**
- ❸ **USB C Port:** 5V/500mA-1A only
- ❹ **Indicator and Status Light**



### ⚙️ Warnings



Top

Bottom



**Warnings:**

Keep away from products sensitive to magnetic items (because it is magnetic).

**DO NOT EXPOSE TO FIRE OR HIGH TEMPERATURES.**

### ⚙️ Operating Instructions

#### ❶ TWS (True Wireless Stereo)



You can connect 2 CR-100 speakers for true wireless stereo, up to 30 feet apart depending on your room environment and local radio interference

- 1) Disconnect or disable the bluetooth connection from all other devices before pairing with another **CR-100**
- 2) Turn on the first speaker and confirm flashing blue light, Turn on the second speaker and then double click the power button and you will hear the "pair" chime. One speaker will post a solid blue indicator light and the second speaker will be flashing.
- 3) Now turn on the Bluetooth function of your mobile device, you will find the "**CR-100**". Please connect it and from this moment you can play music via the true wireless function.
- 4) Power off second speaker to disconnect from true wireless

\*Using a dual USB cord other than the Pure-Hypr Audio cord provided, can result in the interruption of the stereo pairing of the speakers while charging.

#### ❷ Bluetooth.

Press and hold button for 3 seconds to power "ON/OFF" choose wireless mode open on setting on your mobile device, and select "**CR-100**" while pairing is successful, you can play music.

#### ❸ Speakerphone.

Press button to answer an incoming call. Press button during the call to end it.

### ⚙️ Bluetooth Connection

To connect the speaker to a compatible Bluetooth device, please turn on the Bluetooth of the device (smartphone, tablet, etc), then search for the compatible device. Find this speaker and pair with the CR-100. Enter the password "0000" if you need a password for pairing. Once paired and connected, all audio from the device will now play over the CR-100 Speaker.

### ⚙️ Troubleshooting

Don't attempt to repair the speaker to prevent electric shock or further damaging it. Please refer to the following solutions if you have a problem as follows:

- 1) No Sound from the speaker?
  - 1] Check whether the speaker is on.
  - 2] Confirm the **CR-100** is connected via bluetooth to the selected device.
  - 3] Confirm the **CR-100** is in range of the selected bluetooth device.
- 2] What to do when it has distortion of sound at the high volume.
  - 1] Confirm that the battery has sufficient charge
  - 2] Move the **CR-100** closer to the paired bluetooth device.

3] The speaker is not a toy and is not edible. Keep out of reach of small children.

4] Do not refit, replace or disassemble any portion of this device. Incorrect handling may result in a short circuit, product damage and possibly even fire.

5] Disassembled, damaged or modified product will not be covered under any warranty claim.

6] Do not use any chemicals or high pressure to clean the product.

7] Constant full volume can place undue strain, reducing the lifecycle of the speaker components.

8] Do not drop, stack or use mechanical pressure on any portion of this device.

9] This device may cause disturbance on other sensitive electronic devices nearby.

10] Stop using at once if any abnormal symptoms occur while in use.

11] **DO NOT EXPOSE TO FIRE OR HIGH TEMPERATURES.**

#### Safety regulations.

- 1] Read and observe the safety regulations first.
- 2] Any cut surface, uneven surface, metal parts or accessories may cause injury. Be careful with use.